
300128

JINFU 锦富



689

2022 020114

1
2021

A

2

3

1.	4
2.	19
3.	49
4.	60
5.	71
6.	83
.....	97



1.

2016 12 13 5,000

15%

396 2020 12 18 2017-2018 5,000 0

2022 4

2022 3 19

2022 1 10

100%

15%

18 2022 4 8

2022 3

2021

2022 3 18

2020 9 2

9,900

1

2

3

4

1-4

8
2019 2,609.43 9,900 2020
8,364.86

2
2016 12 2020 9
15% 5,000 2017 2018
2019

2019 2017 2018
2020 12
5,000
2021 2

2022 1
100% 4,105.92

1

[2014]1353

1,923.08

23,600.00

18,000

2021

2021

(

)

2

2022 4

2020 9

3

4

2

2

1.

2.

3.

5%

1

2019	6	2018
2020	9	

2

/



5

2018 6

9,900

9,700

9,900

2019

2,609.43

2020

8

8,364.86

8,364.86

2020 9

6.40%

3.15

2019 6

1

50

			[2019]0242	1	

			[2019]0243	1	
			[2021]0367	3	
			[2019]041	2	
			[2021]0008	1,000	
			[2020]0014	1	
			[2020]0080	4.5	
			[2020]0245	2,000	
			-	2,000	

2

			[2022]0038	6.43	

2

1.

2.

3.

1

1

2019

2021

[2019]0243

[2019]0242

[2021]0367

2

2014



1
2 5

[2019]041

3

5% 30%

[2021]0008

2

2019

[2020]0014

[2020]0080

[2020]0245

3

2,000

4

2014

[2019]D1471

1

[2019]00237

5

5% 30%

2.78% 2,316,610.7 6.43

1

2

3

4

5

6

7

1

2

3

1

4

2.

7.38

58,677.65

1,551.05

5,425.07

15,122.35

2022

2024

25%



	400	2	
89,505			17.75%
6.48			
	2 3		
35,039		61,014.97	
"	"		
	1		
		2	
			3
	30%	---	
		4	
			5
		6	
		7	



8

9

1

10







1 4 5 6

3 4 6

8 9

1

--	--	--	--

1			
2		1~5	
3			
4			
5		400	
6		1000	
7		2800	
8			
9			



2

3

4

100um

1500W/ m K

5

2

1

5G

Apple Inc.

2



1

8

2

3

8-10

4

16-18

3

5G

5G

4G

50%

5G

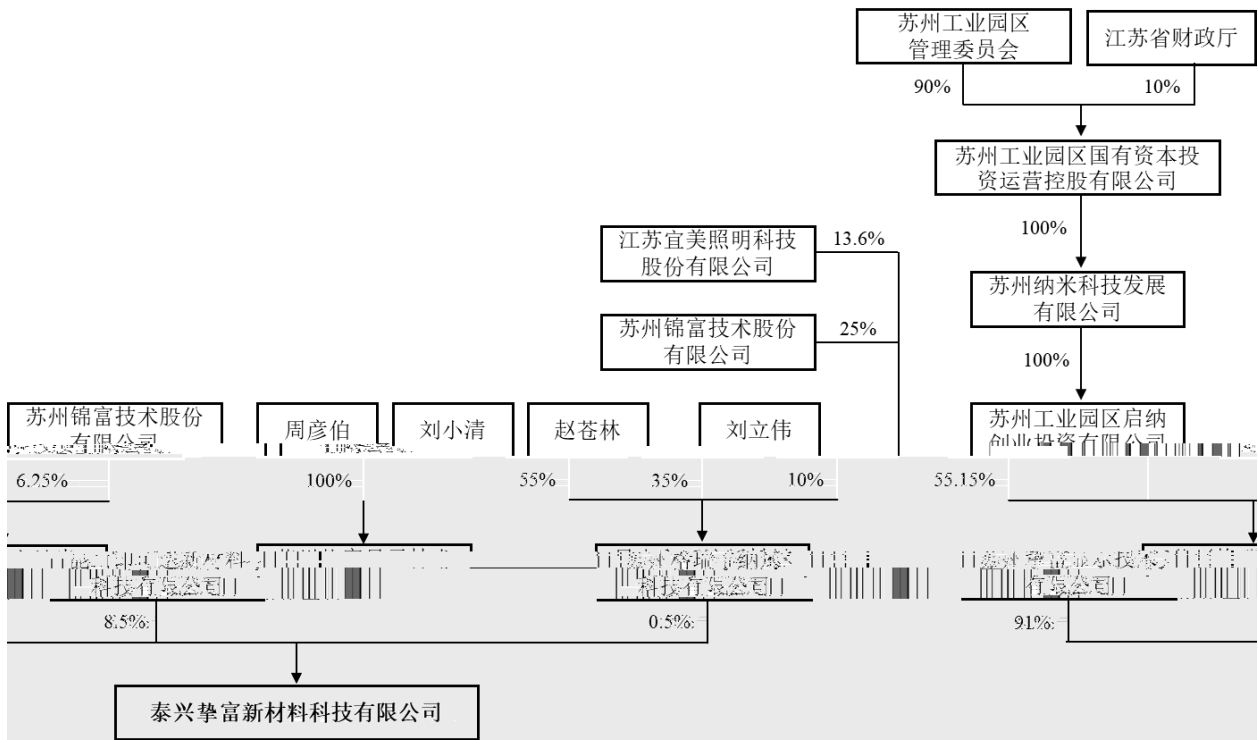


5G 2018 10
Mate20

			5G
	OPPO	5G	
2025	5G	2,700	

1

	4,550.00	91.00%
	425.00	8.50%
	25.00	0.50%



91%

8.5%

0.5%

25%

55.15%

836941

13.6%

6.25%

91%

0.125%

91.125%

LPR

1

2

7.1.5

7.1.1

50%

91.125%

2

91%

3

LPR

4

30%

30%

	a=b+c	51,701.54	70.06%
	b	21,726.54	29.44%
	c	29,975.00	40.62%
	d	1,551.05	2.10%
	e	5,425.07	7.35%
	f=a+d+e	58,677.65	79.51%
	g	15,122.35	20.49%

h=f+g	73,800.00	100.00%
d+e+g)	22,098.46	29.94%

22,098.46 29.94%

2

T+36 276

/

T+36 T+84 10%

T+36

T+48 50% 75% T+60

100%

002632 2020 10

2021 1

400 / T+36 276

/

/

		T+36	T+48	T+60	T+72	T+84	T+96	T+108	T+120	T+132	T+144
1	/	276.25	248.63	223.76	201.39	181.25	181.25	181.25	181.25	181.25	181.25
2		200.00	300.00	400.00	400.00	400.00	400.00	400.00	400.00	400.00	400.00
3		55,250.00	74,587.50	89,505.00	80,554.50	72,499.05	72,499.05	72,499.05	72,499.05	72,499.05	72,499.05
4		32,982.04	43,613.29	52,002.54	49,155.79	47,513.11	47,498.48	47,498.48	47,498.48	47,419.79	45,845.98
5		40.30%	41.53%	41.90%	38.98%	34.46%	34.48%	34.48%	34.48%	34.59%	36.76%
6		-	629.27	867.46	754.27	653.73	653.73	653.73	653.73	653.73	653.73
7		8,148.79	11,570.38	13,884.47	12,496.02	11,246.42	11,246.42	11,246.42	11,246.42	11,246.42	11,246.42
8		14,119.17	18,774.55	22,750.53	18,148.42	13,085.80	13,100.43	13,100.43	13,100.43	13,179.12	14,752.92
9		2,759.20	4,693.64	5,687.63	4,537.10	3,271.45	3,275.11	3,275.11	3,275.11	3,294.78	3,688.23
10		11,359.96	14,080.91	17,062.90	13,611.31	9,814.35	9,825.32	9,825.32	9,825.32	9,884.34	11,064.69
11		20.56%	18.88%	19.06%	16.90%	13.54%	13.55%	13.55%	13.55%	13.63%	15.26%

		500.00	/	
		40.00	/	OPPO
		120.00	/	
002632		100.00	40,000.00	/
		40.00	16,000.00	
		150.00	60,000.00	
		30.00	/	/
		100.00	/	/
		300.00	/	/

5G
2,700

2025 5G

T+12 T+24

	T+12	T+24	T+36	T+48	T+60	T+72	T+84	T+96	T+108	T+120	T+132	T+144
	2,070.80	2,070.80	2,070.80	2,070.80	2,070.80	2,070.80	2,070.80	2,070.80	2,070.80	2,070.80	2,070.80	2,070.80
	23.01	46.02	46.02	46.02	46.02	46.02	46.02	46.02	46.02	46.02	46.02	46.02
	13,056.89	18,032.78	18,032.78	18,032.78	18,032.78	18,032.78	18,032.78	18,032.78	18,032.78	18,032.78	18,032.78	18,032.78
	310.10	738.38	856.56	856.56	856.56	856.56	856.56	856.56	856.56	856.56	856.56	856.56
	9,939.82	24,849.56	24,849.56	24,849.56	24,849.56	24,849.56	24,849.56	24,849.56	24,849.56	24,849.56	24,849.56	24,849.56
	78.69	1,652.50	2,360.71	2,360.71	2,360.71	2,360.71	2,360.71	2,360.71	2,360.71	2,360.71	2,282.02	708.21
	102.65	256.64	256.64	256.64	256.64	256.64	256.64	256.64	256.64	256.64	256.64	256.64
	1.63	34.13	48.76	48.76	48.76	47.14	14.63	-	-	-	-	-
	19.47	48.67	48.67	48.67	48.67	48.67	48.67	48.67	48.67	48.67	48.67	48.67
	0.31	6.47	9.25	9.25	9.25	8.94	2.77	-	-	-	-	-
	548.67	1,371.68	1,371.68	1,371.68	1,371.68	1,371.68	1,371.68	1,371.68	1,371.68	1,371.68	1,371.68	1,371.68
	8.69	182.43	260.62	260.62	260.62	251.93	78.19	-	-	-	-	-
	422.42	2,659.93	3,581.91	3,581.91	3,581.91	3,571.29	3,358.87	3,263.28	3,263.28	3,263.28	3,184.59	1,610.79

T+12 T+24

-422.42

-2,659.93

-3,500

-3,000

-1,610.79

1

2021 12

3.2

3.2

1

10

2

30

2

1

1	2021 4145011	35,039.00	/	5,954.22	
2	2021 4145012			19,497.30	
3	2021 4145029			19,037.73	
4	2021 4145014			16,525.72	

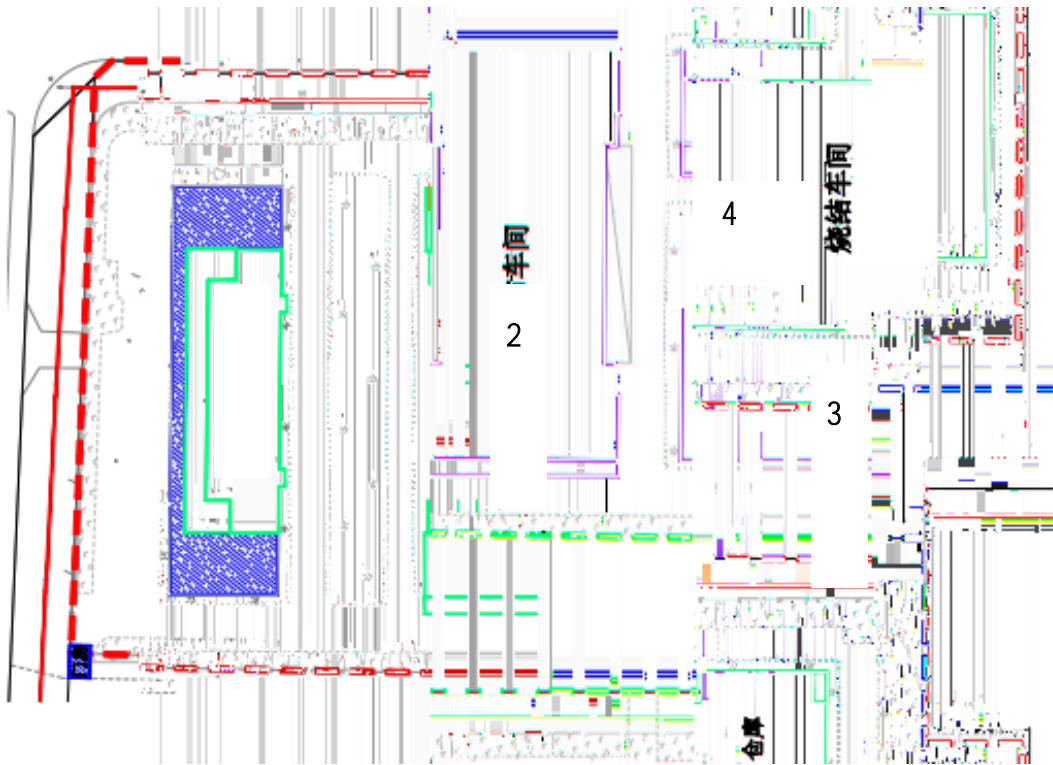
2

10

2

3

4



1



2

3



1

2 3

35,039

61,014.97

2021 12

1-40

1

	2019
--	------

	2021	2022-2024		
		2022	2023	2024
	97,216.02	97,216.02	97,216.02	97,216.02
	-	27,590.27	46,136.11	49,413.37
	-	-	-	18,416.67
	97,216.02	124,806.29	143,352.13	165,046.06

2022

2024 9

2

	2022 1-3	2021	2020	2019
	-2,768.04	16,717.96	20,168.29	13,729.93
	-24,994.73	4,270.80	776.40	4,753.69
	27,512.83	-28,707.21	-14,240.45	-24,852.15
	-174.43	-7,901.20	5,860.93	-6,324.13

2020

2022

2022 1-3

3

	2022.3.31		2021.12.31		2020.12.31		2019.12.31
	99,266.21	1.92%	97,398.02	-11.00%	109,430.50	-12.06%	124,432.42
	34,136.83	10.48%	30,898.20	-6.76%	33,137.00	22.74%	26,997.89
	134,285.24	33.20%	100,818.00	-19.91%	125,886.36	-3.31%	130,196.49
	233,551.45	17.83%	198,216.02	-15.77%	235,316.86	-7.58%	254,628.91
	102,594.78	10.07%	93,211.66	-11.85%	105,737.57	-16.44%	126,544.16
	43,649.46	19.91%	36,401.92	-50.28%	73,217.89	-7.67%	79,297.67
	34,413.27	193.19%	11,737.48	504.89%	1,940.42	53.69%	1,262.59
	29,809.32	344.92%	6,700.00	737.50%	800.00	-	-
/	46.47%	-25.22%	71.69%	26.92%	44.77%	10.72%	34.05%
	0.97	-0.08	1.04	0.01	1.03	0.05	0.98
	0.80	-0.10	0.90	0.01	0.89	0.03	0.86
	58.66%	5.71%	52.95%	7.19%	45.76%	-4.43%	50.19%

2022 3

2022

46.47%

4

	2022 1-3	2021	2020	2019
	4,050.00	9,157.08	2,150.00	50.00
	0.97	1.08	5.83	2.89

	4.74	673.44	4,231.17	1,871.57
	-	-	6,603.62	10,400.22
	-	-	7.20	-

	22,373.50	28,723.18	32,991.36	37,984.04
/	1,486.06	1,907.81	2,191.31	2,522.93
	45,249.34	58,091.27	66,723.46	76,820.93
	30,200.26	38,771.21	44,532.49	51,271.73

1 2022 2024

2 2021

2024 51,271.73 2021
21,071.47
15,122.35

1 4 5 6
/

1



2

400

3

1

2

3

4

5

6

7

8

9

10

1

2

3

30%

4

5

6

7

8

9

1

10

1 30%

2

3

1

2

1

3.

31	103,843.76	125,527.51	2022	3
		21,683.75	2021	
		13,042.61		103,530.39
2022	3	31		31,891.12
				3,038.37

1

2

3

2 3

2019 2020

2021

1

2019 2020 2021

/

	2021	2020	2019	
2022	23,933.63	28,115.48	33,023.56	-
2022	46.06%	47.95%	49.77%	-
2022	4,093.05	6,557.54	6,985.25	-
2021	-	26,776.65	30,993.93	22,091.27
2021	-	48.36%	49.60%	46.62%
2021	-	6,278.60	6,250.05	996.86
2020	-	-	29,050.88	25,493.14

2020	-	-	49.43%	42.39%
2020	-	-	5,550.63	3,945.47

1 2019

	2019		2020	
	29,050.88	49.43%	5,550.63	2021
30,993.93	49.60%	6,250.05	2022	33,023.56
49.77%	6,985.25			

2019

MDA

ICT

FCT

ATS

Dyson Operations Pte.Ltd

2019

2020

3 2021

2021

2021

2021

2021

2022

23,933.63

46.06%

4,093.05

2019

2020

2021

2

2019

2020

2021

	2021	2020	2019	
2022	54,420.06	57,624.62	65,206.87	-
2022	8.18%	13.11%	11.07%	-
2022	584.54	1,950.85	2,606.43	-
2021	-	57,514.06	63,667.80	17,697.29

2021	-	13.18%	11.51%	-3.64%
2021	-	2,023.24	2,766.10	-7,435.06
2020	-	-	56,219.11	52,237.96
2020	-	-	6.93%	13.11%
2020	-	-	-502.43	1,804.22

1 2019

	2019		2020		2021
	56,219.11	6.93%	-502.43		
63,667.80	11.51%	2,766.10		2022	65,206.87
11.07%	2,606.43				

2019 ODM

2019

2019

2 2020

	2020		2021		2022
	57,514.06	13.18%	2,023.24		
57,624.62	13.11%	1,950.85		2019	

2020 ODM

2020

2019

2020

2021

2022

2020

3 2021

2021

2021

2022

2021

8

	2022 1	2021
	2,988.71	6,291.67
	1,785.79	3,392.21
	1,202.92	2,899.46
	40.25%	46.08%
	-246.79	-1,223.06

	2022	2021
	4,820.12	8,930.25
	4,631.54	9,298.60
	188.59	-368.36
	3.91%	-4.12%
	-2,350.74	-4,108.72

2021

2022

1 2022

2



8

		0.65	0.65	-	3-4	-
		386.96	386.96	-	-	-
		1,285.91	12.86	1,273.05	1	825.15
		1,198.41	11.98	1,186.43	1	747.97
		835.95	8.36	827.59	1	550.92
		810.38	8.10	802.28	1	277.32
		676.75	676.75	-	5	-
		4,807.40	718.05	4,089.35	-	2,401.36
		1,002.86	50.14	952.72	1-2	-
	TCL	779.27	7.79	771.48	1	779.27
		605.22	6.05	599.17	1	605.22
		311.67	311.67	-	2-3	-
		287.39	2.87	284.52	1	287.39
		2,986.41	378.52	2,607.89	-	1,671.88
		11,737.09	4,860.42	6,876.67	-	4,073.24

1

2022 3 31

2

2022 5 31

1

2018

2019

2019

2

2022 3 31

4,807.40

5

LGserveone

3

2022 3 31

2,986.41

TCL

8 -

2

/

21,683.75

3

/

49,406.79

50,110.63

48,420.96

40,063.05

4,683.67

5,926.99

8,299.98

8,171.93

1

2

2022

3



1

2

4.

2022 3 19

2021

2, 359. 87

6, 153. 35

2021

100%

100%

100%

100%

2021 11 9

1260 301-8

1260

301-2

1

100%

2

3

4

2 3 4

1

100%

1

100%



2021

11 3

2021 11 9

2

2

2017 6

	4,000.00	40.00%
	3,500.00	35.00%
	2,500.00	25.00%
	10,000.00	100.00%

2019 2

10%

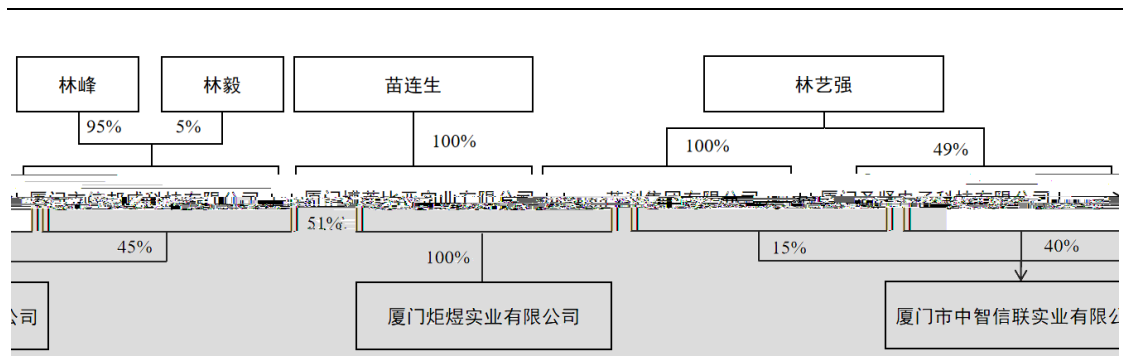
45%

	4,500.00	45.00%
	4,000.00	40.00%
	1,500.00	15.00%
	10,000.00	100.00%

2019 7

	5,000.00	100.00%
	5,000.00	100.00%

2019 7



2020 7

100%

2021 11

100%

2020 7

3

2020 7

100%

8

B ***

2020 7

4

1

2019 7

1260 301-8 301-2 2020 7

8 B ***

2021

2021

2021				
	1,272.00	9,094.80	9,194.84	100.04
	7,688.00	12,442.36	12,579.23	136.87
	112.00	2,273.60	2,298.61	25.01
	9,072.00	23,810.76	24,072.68	261.92
2022 1-3				
	464.30	4,547.20	4,597.22	50.02
	989.00	2,274.70	2,299.72	25.02
	1,453.30	6,821.90	6,896.94	75.04
	10,525.30	30,632.66	30,969.62	336.96

2021



1.09%

/



14 -

1	2020.12	2021.1	1,964.20	2020.12	2021.2	1,985.81
2	2021.2	2021.2	1,976.40	2021.2	2021.3	1,998.14
3	2021.3	2021.3	1,976.40	2021.3	2021.4	2,000.00
4	2021.4	2021.4	1,976.40	2021.4	2021.5	1,996.28
5	2021.5	2021.5	2,274.48	2021.5	2021.6	2,299.50
6	2021.6	2021.6	2,274.48	2021.6	2021.7	2,299.50
7	2021.7	2021.7	2,273.70	2021.7	2021.8	2,298.71
8	2021.8	2021.8				



1

2

3

4

5

6

1

2

3

4

5

1

2

3

1

2

5.

1

2

3

		/
1		
1		

2		;
3) (
4		
5		
6		
7		
8		
9		

10		
11	ALL IN (ASIAN) HOLDING CO., LIMITED	
12	JINFU TECHNOLOG Y USA	
13		
14		
15		
16		
17		
18		
19		
20		
21		

22		
23		
24		
25		
26		
27		
28		() ()

29		
30		
31		
32		
33		
34		5G

35		

7		
8		()
9		
10		
11		
12		
13		
14		

15) (

1		FLEX V3.0	2016SR064900	2016-03-30
2		XSH-V1.0	2016SR267688	2016-09-20
3		XSH-V1.0	2016SR267702	2016-09-20

4		CCD V1.0.0	2016SR267686	2016-09-20
5		XSH- V1.0.0	2016SR267680	2016-09-20
6		C398 V1.0	2016SR307985	2016-10-26
7		CNCVMC850 V1.0.2	2016SR308280	2016-10-27
8		OMNI V1.1	2016SR309776	2016-10-27
9		OS V1.0	2016SR309792	2016-10-27
10		V1.1.0	2016SR308501	2016-10-27
11		V1.0	2016SR308495	2016-10-27
12		V1.2.2	2017SR036608	2016-02-09
13		V1.2.0	2017SR038349	2017-02-10
14		V1.0	2013SR014710	2013-02-20
15		XSH	2016SR267816	2016-09-20
16			2016SR267769	2016-09-20
17		FLEX-FCT	2016SR261525	2016-09-14
18		FLEX-ICT	2016SR261795	2016-09-14
19		V-Torch	2016SR265062	2016-09-19
20		Dock	2016SR265022	2016-09-19
21		ALSFlexTestJ127Software	2016SR265068	2016-09-19
22		MX88Software	2016SR265056	2016-09-19
23		WriteIt	2017SR595946	2017-10-31
24		SFG	2017SR595949	2017-10-31
25		MainBoardFCT	2017SR720694	2017-12-23
26			2018SR235992	2018-04-09
27			2018SR236038	2018-04-09
28			2018SR236034	2018-04-09
29			2018SR796744	2018-09-30
30		WXP	2018SR919226	2018-11-16
31		WXP 2019	2019SR0990447	2019-09-25
32			2017SR073511	2017-03-09
33			2017SR073507	2017-03-09
34		Android	2017SR058769	2017-02-28
35		RTMP Android	2017SR073513	2017-03-09

36			2017SR058772	2017-02-28
37		RTMP	2017SR059156	2017-02-28
38		LoveBox	2014SR024924	2014-02-28
39		DLNA	2014SR022602	2014-02-25

APP

APP



1

2

3

4

1

2

3

APP



6.

2022 3

306.53

7,601.35

2,346.33

9,445.37

4,332.48

4,373.46

29,084.45

58,677.65

1

2

10

3

4

4

	1		3,000.00	3,000.00	-
	2		2,541.82	2,541.82	-
	3		2,149.65	2,149.65	-
	4		2,400.00	2,400.00	-
	5		1,000.00	1,000.00	-
	6		1,000.00	1,000.00	-
	7		5,000.00	4,500.70	-
	8		9,912.88	5,000.00	-
	9		4,455.88	50.00	-
	10		4,700.00	4,326.50	73.00
	11	ALLIN (ASIAN) HOLDING CO., LIMITED	4,189.00	4,007.5	-
	12	JINFU TECHNOLOGY USA	100	44.04	44.04
	13		5,978.00	5,978.00	-
	14		100.00	-	-
	15		300.00	-	-
	16		500.00	-	-
	17		4,550.00	4,550.00	-
	18		97.50	97.50	97.50
	19		910.00	910.00	-
	20		87.00	87.00	-
	21		6,539.78	6,539.78	-

22		500.00	-	-
23		500.00	200.00	-
24		3,000.00	3,000.00	-
25		1,000.00	-	-
26		60	29.73	-
27		510.00	510.00	-
28		1,000.00	1,000.00	-
29		1,020.00	-	-
30		510.00	510.00	-
31		85.00	-	-
32		325.00	325.00	-
33		700.00	-	-
34		510.00	-	-
35		5,851.28	5,851.28	5,851.28

	10		200.00	200.00	-
	11		200.00	-	-
	12		124.91	124.91	-
	13		3,000.00	3,000.00	-
	14		50.00	50.00	-
	15		50.00	50.00	-

1

2

/ 3

2

100%

2022 3 18 2022 4 8

2021

100%

1

1 /

/2

10.91%

0.5%

14.29%

20%

2021 12

31

3,397.37

-9,305.30

12,702.67

/

3,397.37

0.5%

2021 12

126.12

0

10.91%

10.91%

2021 6 30

2021 9 30

3,258.38

3,270.94

3,258.38

1		306.53	-
2		1,900.00	1,900.00
3		4,373.46	-
4		9,445.37	5,090.00
5		4,332.48	4,332.48
6		29,084.45	-
		49,442.28	11,322.48

1

2

1,900.00

2017 9

30%

1,900

2017

9 5

8%

2021 6

2021 9

2022 6

3

1		40.00%		3,197.99	3.50%
2		25.00%		898.94	0.98%
3		40.00%		276.52	0.30%
		-	-	4,373.46	4.78%

4

1	CLEARink Display LLC			4,305.37	4.71%
2				590.00	0.65%
3				4,500.00	4.92%

4			50.00	0.05%
		-	9,445.37	10.33%

CLEARink Display LLC

2019 7

5

1			1,061.54	1.16%

2			3,270.94	3.58%
		-	4,332.48	4.74%

2015

2022

10.91%

/ /2

100%

6

1			28,534.32	31.20%
2			550.13	0.60%
		-	29,084.45	31.80%

28,534.32 2022 3

2022 4

/ /3

11,322.48

12.38%

2022 6

3,270.94

8,051.54

8.80%

10

/ /4

5

/

2

1

1		2017 0000063	39	26,664.61		2058.6.29
2		2018 0000075	41	18,414.34		2062.12.20
3		2014 00153		53,331.84		2054.8.2
4		2020 0017202	-40-1	13,423.00		2061.12.14
5		2020 0017206	-40-4			2061.12.14
6		2014 DW78	2618	33,333.00		2053.12.12

2

1		2017 0000063	39	28,367.85	
2		2018 0000075	41	18,689.01	
3		00590994	15	66,823.01	
4		2020 0017202	-40-1	2,121.44	
5		2020 0017206	-40-4	5,678.87	
6		101203194	2618 1	31.39	
7		101203195	2618 3	1,171.65	
8		101203196	2618 4	8,004.58	
9		101203197	2618 5	1,171.68	
10		101203198	2618 7	1,404.90	

11		101203199	2618 8	52.16	
12		101248588	2618 9	1,038.58	
13		101248589	2618 10	1,957.76	
14		101248590	2618 11	1,957.76	
15		101248591	2618 12	1,957.76	
16		101248592	2618 13	2,624.36	

1

2

3

4

5

6

7

1

2

10

3

4

1

2

2022 5 19

1	2022/5/20		300128.SZ	
2	2022/5/20			
3	2022/5/27		1.7	
4	2022/6/29			
5	2022/7/1		2021 3.46	2021
6	2022/7/1		300128.SZ	

2021

4

2021

2022 4

2022 7 1

2021

-34,566.40

1

LCD

2

3

4

2021

1

2022 5 19

2

3

（此页无正文，为《关于苏州锦富技术股份有限公司申请向特定对象发行股票的审核问询函的回复》之签章页）



苏州锦富技术股份有限公司

2022年7月11日


发行人董事长声明

本人已认真阅读苏州锦富技术股份有限公司本次审核问询函回复报告的全部内容，确认审核问询函回复报告内容真实、准确、完整、及时，不存在虚假记载、误导性陈述或重大遗漏，并对其内容的真实性、准确性和完整性承担个别及连带法律责任。



(此页无正文,为海通证券股份有限公司《关于苏州锦富技术股份有限公司
申请向特定对象发行股票的审核问询函的回复》之签字盖章页)

保荐代表人签名:



邓 伟



金 翔

保荐机构董事长签名:






声 明

本人已认真阅读苏州锦富技术股份有限公司本次审核问询函回复报告的全部内容，了解报告涉及问题的核查过程、本公司的内核和风险控制流程，确认本公司按照勤勉尽责原则履行核查程序，审核问询函回复报告不存在虚假记载、误导性陈述或者重大遗漏，并对上述文件的真实性、准确性、完整性、及时性承担相应法律责任。

保荐机构董事长签名：_____



周 杰



海通证券股份有限公司

2022年7月11日